




Cupping Therapy And Infertility

- **Dr Muhammad M El Hennawy**
- **دكتور محمد محمد الحناوى**
- **Ob/gyn specialist**
- **Rass el barr central hospital and dumyat specialised hospital**
- **Dumyatt – EGYPT**
- **www.geocities.com/mmhennawy**




- If you accept this lecture ,take it as a science
- If you not accept it, take it as a fun

Cupping Therapy



- **Cupping is an ancient method of causing local congestion.**
- **A partial vacuum is created in cups placed on the skin either by means of heat (old) or suction(recent).**
- **This draws up the underlying tissues.**
- **When the cup is left in place on the skin for a few minutes, blood stasis is formed and localized healing takes place.**
- **Cupping therapy was originally used in Egypt and China dating back some 3,500 years**
- **Cupping is applied by acupuncturists to certain Acupuncture points,**
- **as well as to region of the organ or the area of dysfunction**
- **as well as to regions of the body that are affected by pain (where the pain is deeper than the tissues to be pulled)**



Types Of Cupping Therapy

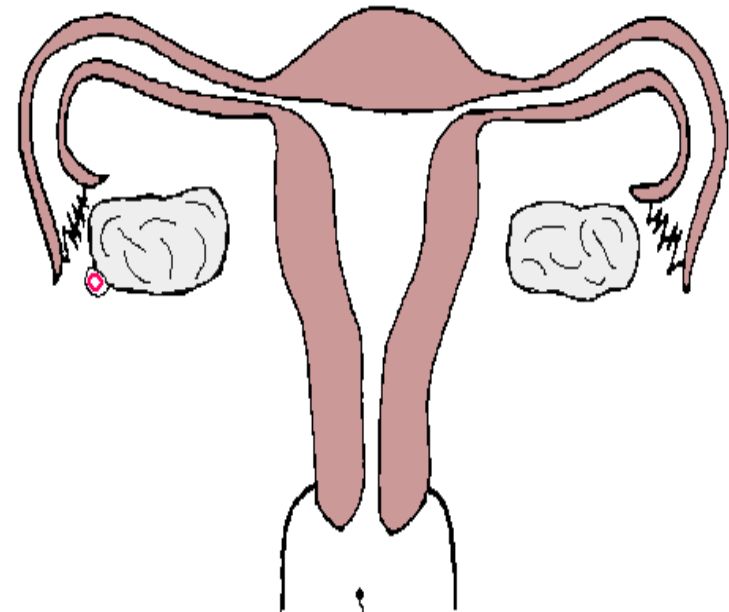
- Dry Cupping
- Wet Cupping

Cupping has also been found to affect the body up to four inches into the tissues,

- causing tissues to release toxins,
- activate the lymphatic system,
- clear colon blockages,
- help activate and clear the veins, arteries and capillaries,
- activate the skin,
- clear stretch marks
- and improve varicose veins.
- Cupping is the best deep tissue massage available.
-
- Cupping, the technique, is very useful and very safe,
- being free from side effects and can be easily learned

Infertility

- Biologically, inability to procreate can be classified as
- **Infertility**
 - the inability of a couple to conceive after one year of unprotected intercourse (6 months for women over 35?)
- **infecundity** (the inability of a couple to produce a live birth)



Causes Of Infertility

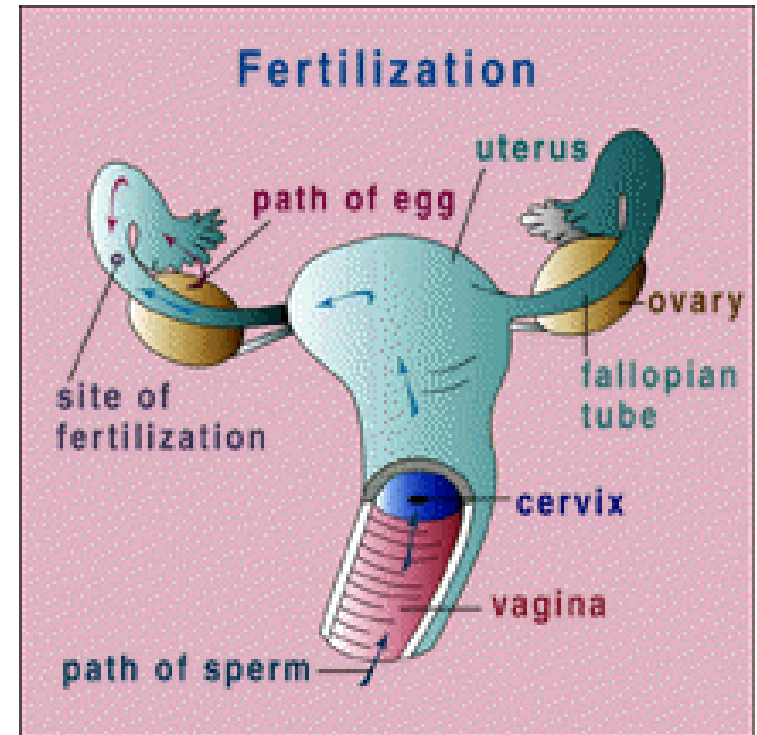
- Female factor ~40%
- Male factor ~30%
- Combined ~30%

AETIOLOGY

- Sperm disorders 30.6%
- Anovulation/oligoovulation 30%
- Tubal disease 16%
- Unexplained 13.4%
- Cx factors 5.2%
- Peritoneal factors 4.8%

Female Infertility

- Female
 - Ovary
 - Tube
 - Corpus
 - Cervix
 - Peritoneum



Male Infertility

- Sperm count and function
- Ejaculate characteristics, immunology
- Anatomic anomalies

Female Infertility

Timing Of Treatment

- **around day 5 of the cycle until day 11 (induction-augmentation)**
- Ovulation phase (around day 12 of the cycle until day 16)--(triggering ovulation)
- Luteal phase (around day 17 of the cycle until day 28)--(luteal phase support-improve implantation)

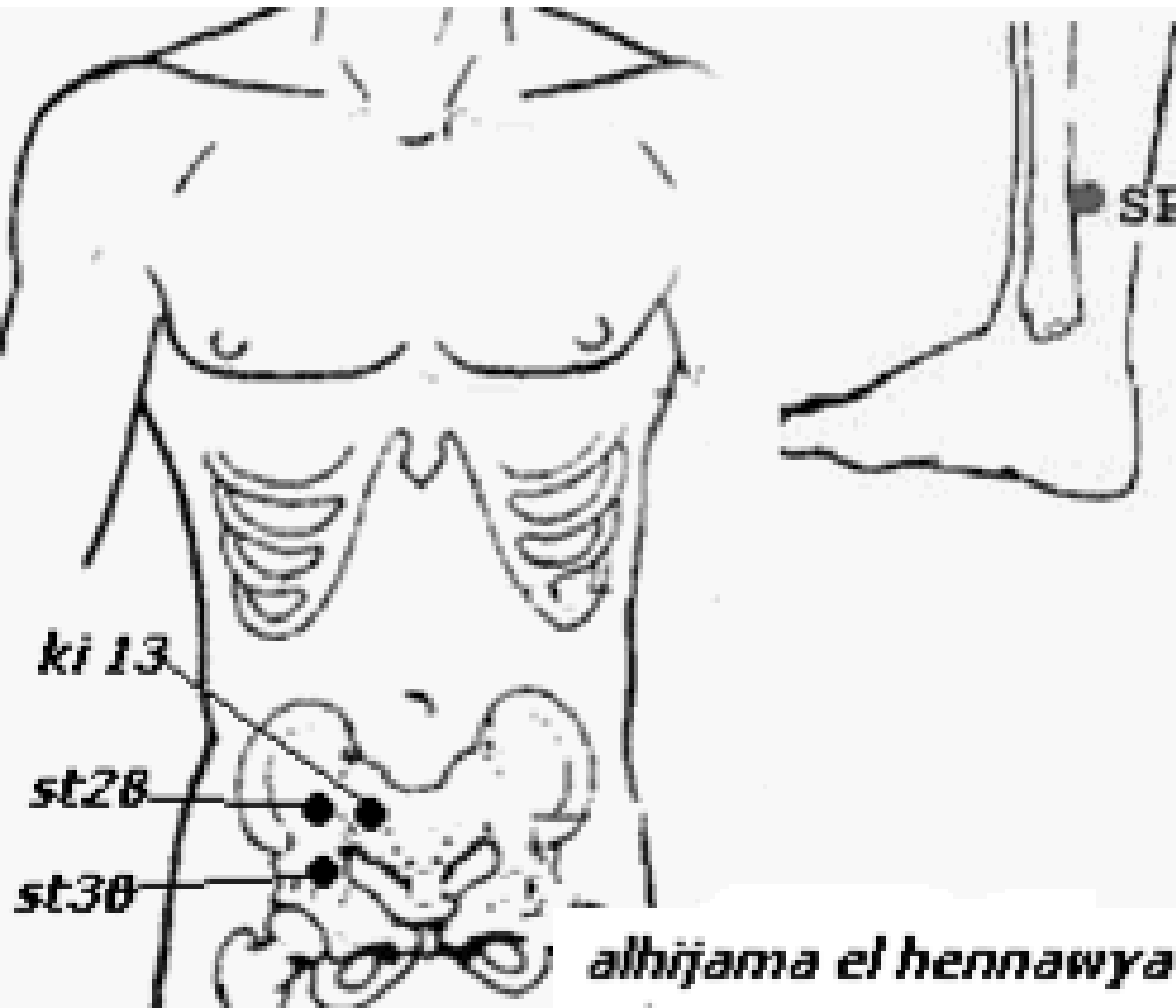
- Hormonal Infertility

Ovulation Disorder

stimulate follicle development It is likely that the hypothalamus-pituitary-ovary axis is involved in cupping -driven ovulation induction, but the mechanisms involved remain unclear,“

The result with an average of 38.7%

For Induction Of Ovulation(as clomid)



- use st28 or st 30 or k13 or

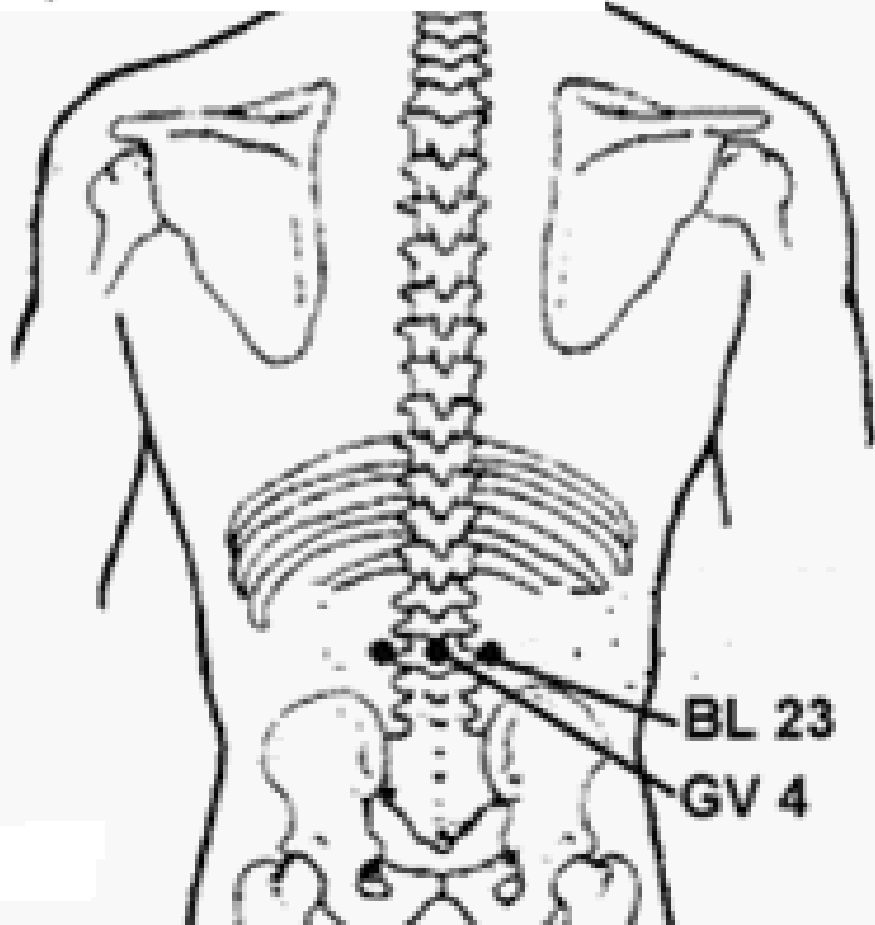
Zi Gong or

- + or- sp6
- 3 times in follicular phase
- (around day 5 of the cycle until day 11) eg At day 5,7,9

alhijama el hennawya

For Ovarian Hyperstimulation for IVF (augmentation of ovulation as hMg)

alhijama el hennawya

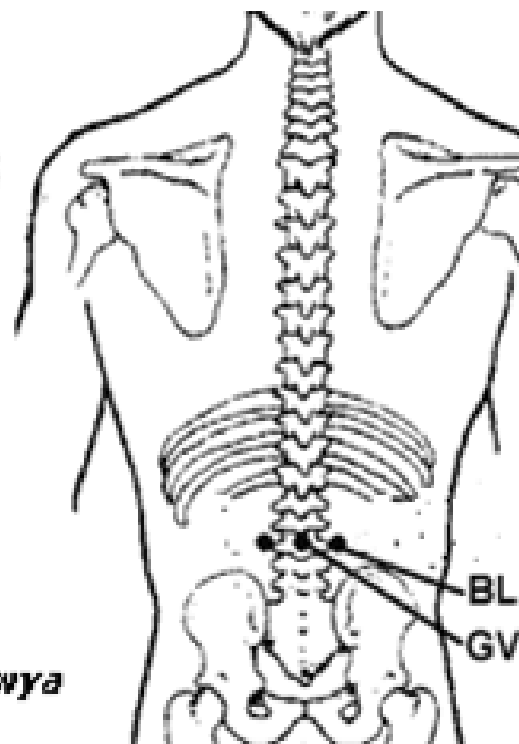
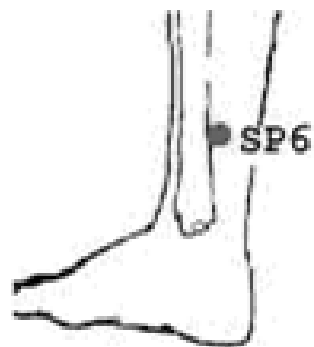
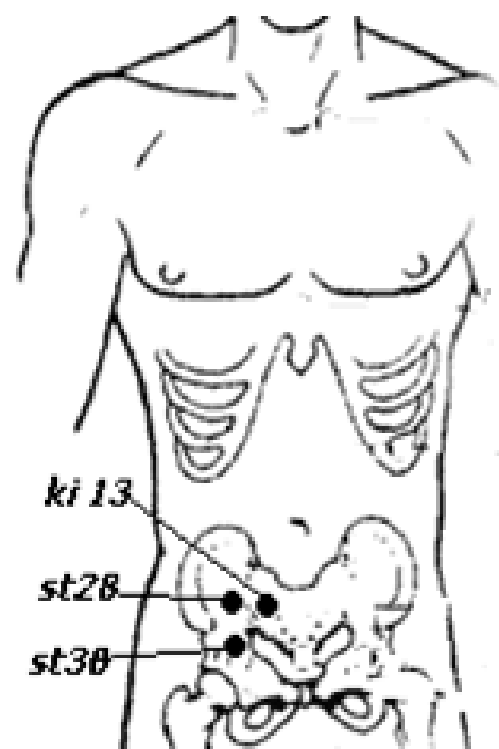


- **Bl 23 and Gv 4**
- **Every 2 day till day of retrival of ova**

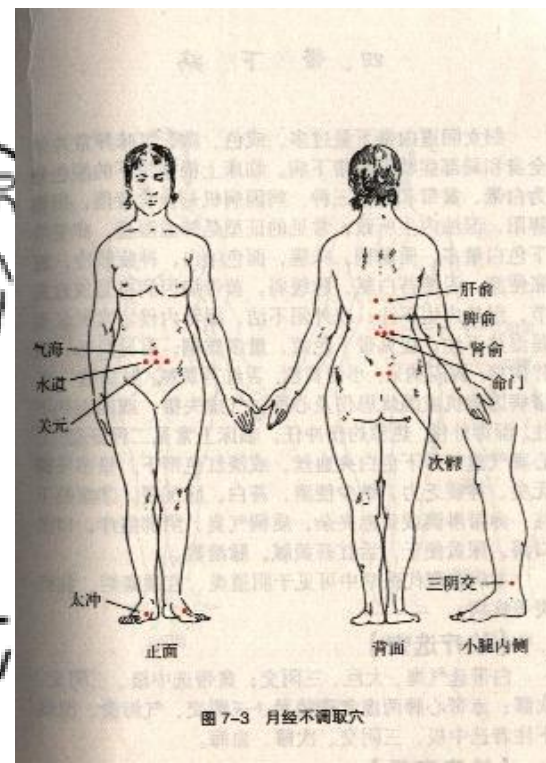
Some use st28 or st 30 or k13 or Zi Gong
+ or- sp6

Plus Bl 23 and Gv 4

In PCOS decrease points to avoid OHSS



alhijama el hennawya



Triggering Ovulation (as HCG)

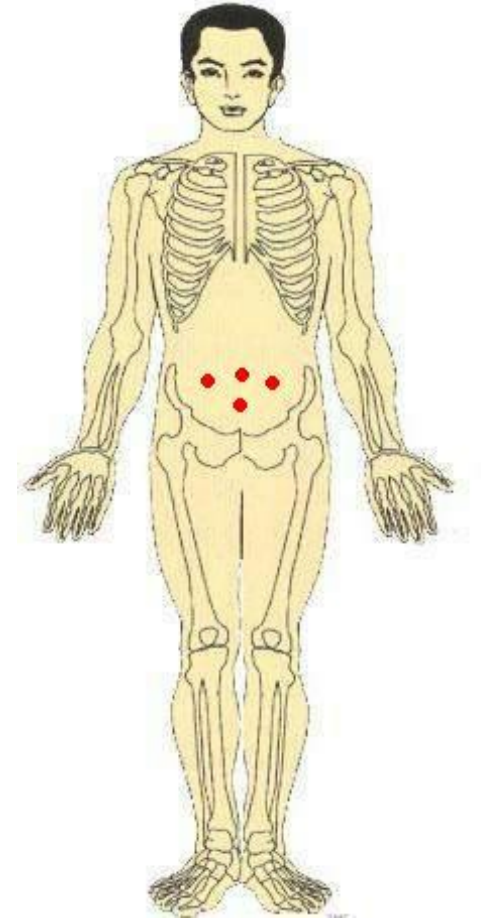
- Ovulation phase (around day 12 of the cycle until day 16):
- Two sessions of Cupping treatment,
- using the acupoints CV3, CV4, ST29,
Zi Gong + or - SP6

In Vitro Fertilisation

- researchers have remarkably increased pregnancy rates in women undergoing in vitro fertilisation (IVF). .

In the cupping group, 42.5 percent of patients became pregnant, while in the IVF-only group, 26.3% of patients conceived

- Many are using Cupping in conjunction with traditional medical treatments such as fertility drug
- **Cupping: Shuidao (ST28), Zhongji (CV 3) and Guanyuan (CV4) on days 3, 6, 9**
- **and in some cases 11**
- **Do with** follicle-stimulating hormone injections
- **then** one prior to having fertilized embryos transferred into their uterus,
- **and** one directly afterwards

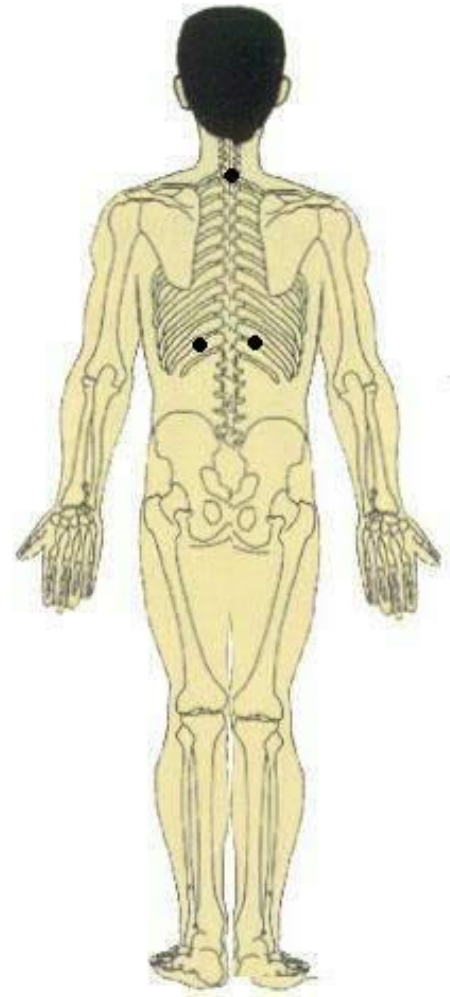
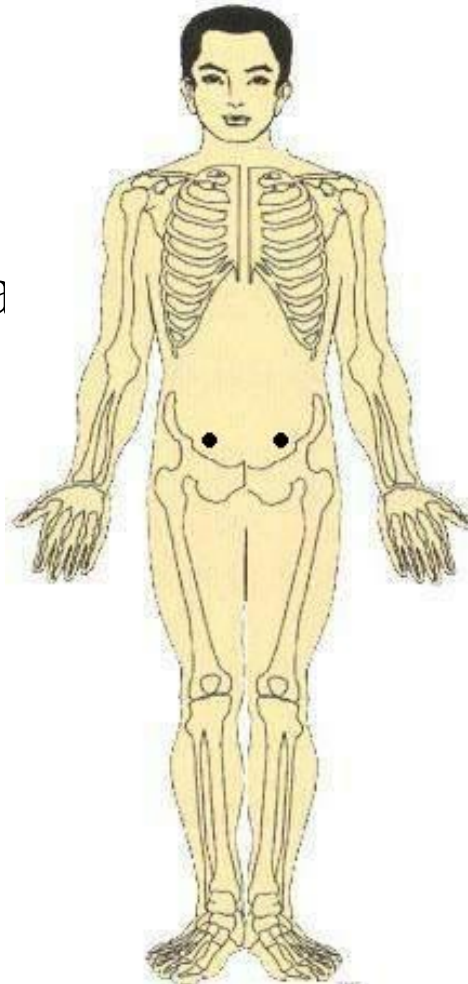


PCOS

- it appears that cupping may have a beneficial effect on women with PCOS (polycystic ovary syndrome) and anovulation, supported by both clinical and experimental evidence.”
- **But In PCOS decrease points to avoid OHSS**
- Start at morning 8 am for ½ hr

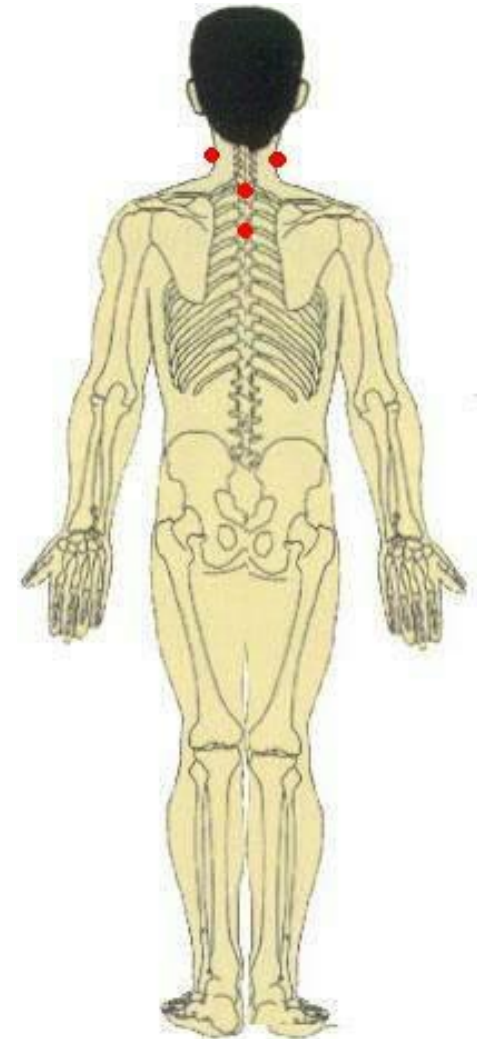
Hirsutism

- Add D 14(C7-T1)
- St 30 (ovary)
- Bl 20(T11) (adrena



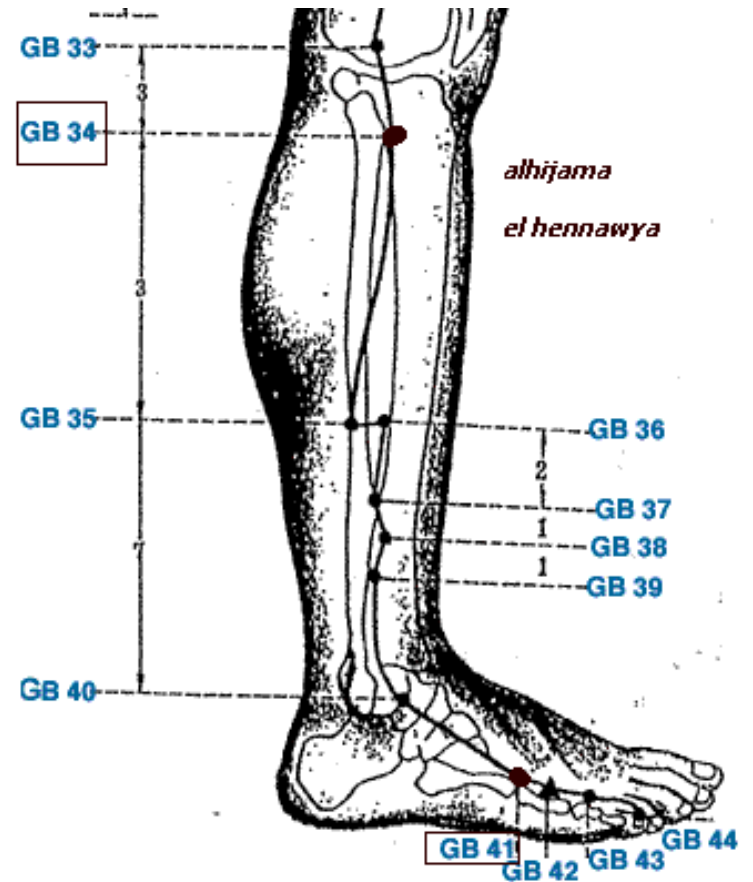
Thyroid Dysfunction

- Add
- Si 16 (C3-C4)
- D14(C7)
- D12(T3)



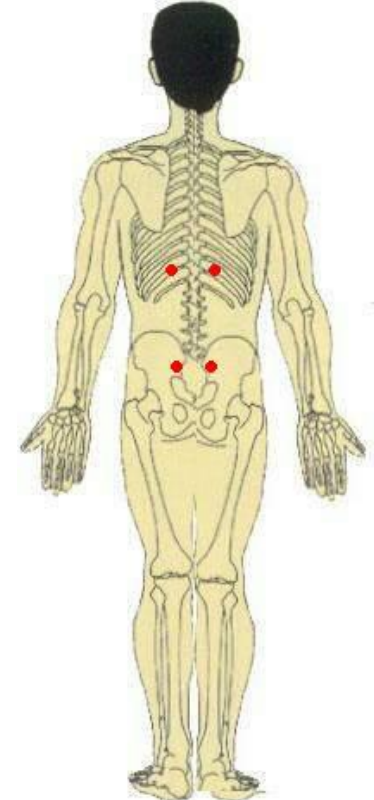
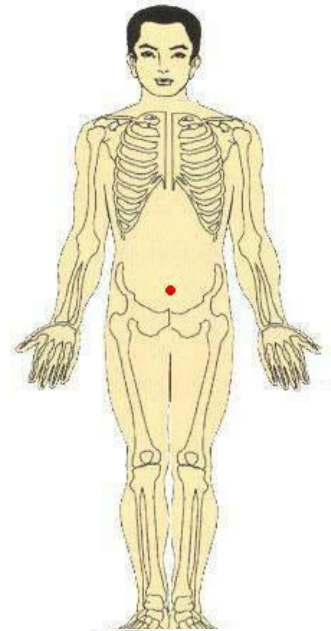
Galactorrhea

- Add Gb 34, Gb41



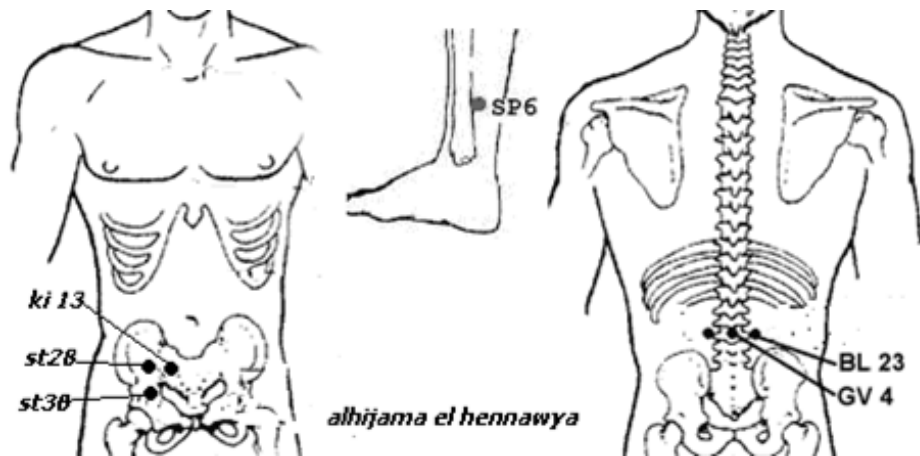
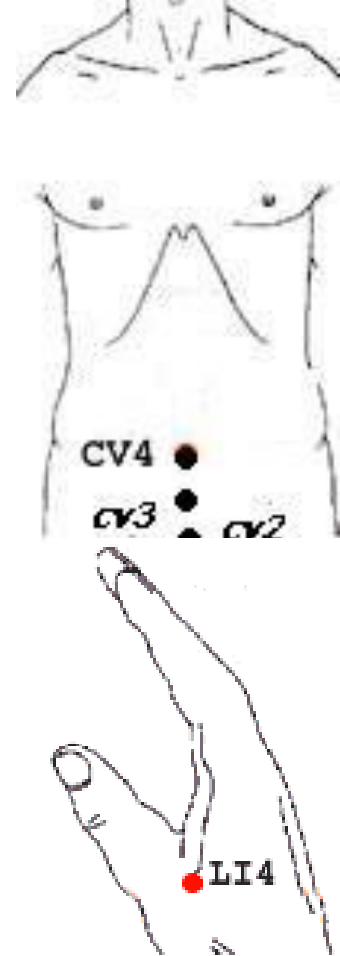
Tubal Inflammatory Block

- Cupping is trying in the treatment of female infertility due to inflammatory obstruction of the fallopian tubes, where it seems to be superior to conventional therapy with intrauterine injection of gentamicin, chymotrypsin and dexamethasone
- Because cupping stimulate ACTH which increase CORTISONE which relieve inflammation and edema
- B132(S2), Cv4
- + or - B1 20 (T11)



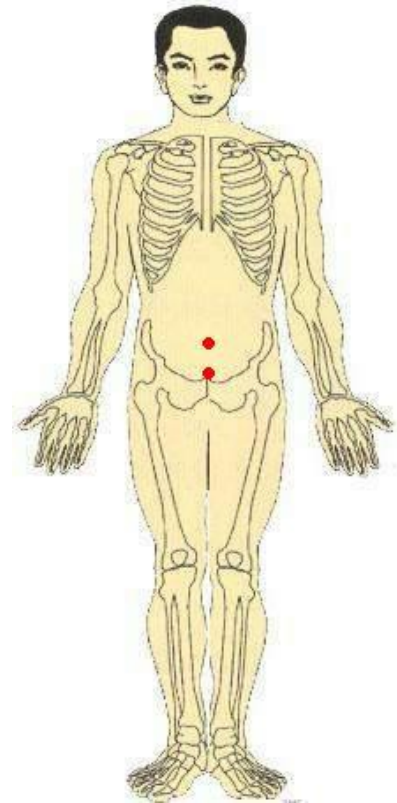
Uterine Cause

- Increase receptivity Of Endometrium-- Cv3 or Cv2
- Decrease contractility of uterus -- Li 4
- Luteal Phase support –St28, Sp6 or Bl32
- Twice / Week
- For 4 Weeks after ovulation



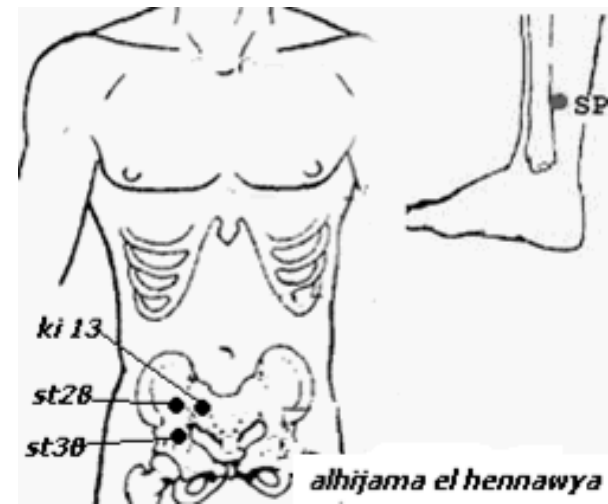
Improve Implantation

- “The peripheral impact of cupping in improving uterine artery blood flow and hence endometrial thickness also provides encouraging data regarding its potential positive effect on
- **Cv3 or Cv2**



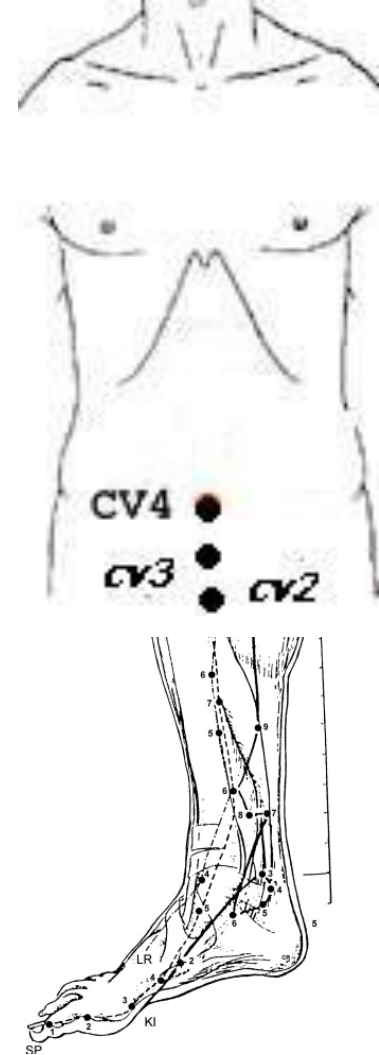
Luteal phase Support

- Luteal phase (around day 17 of the cycle until day 28):
- One to two Cupping sessions were given/week.
- The acupoints used were ST29, Zi Gong + or - SP6



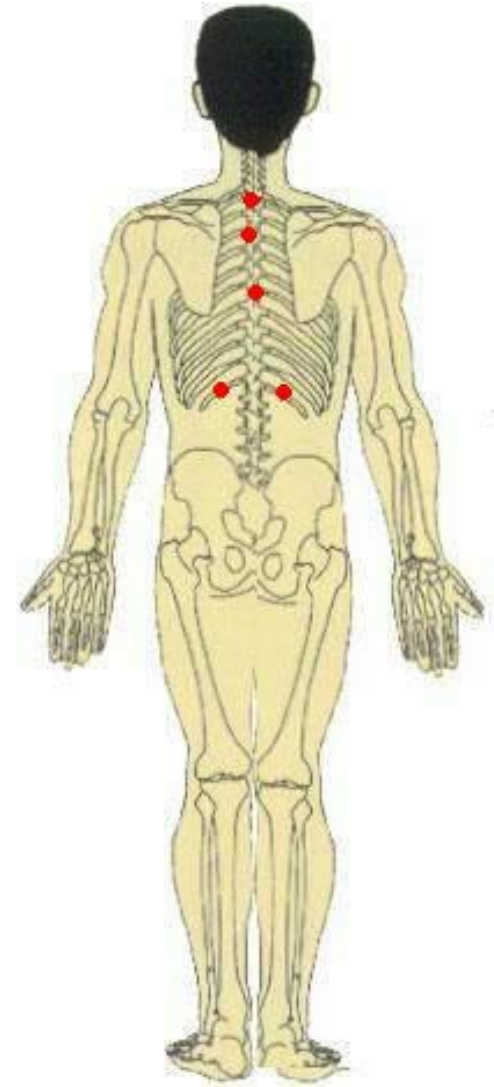
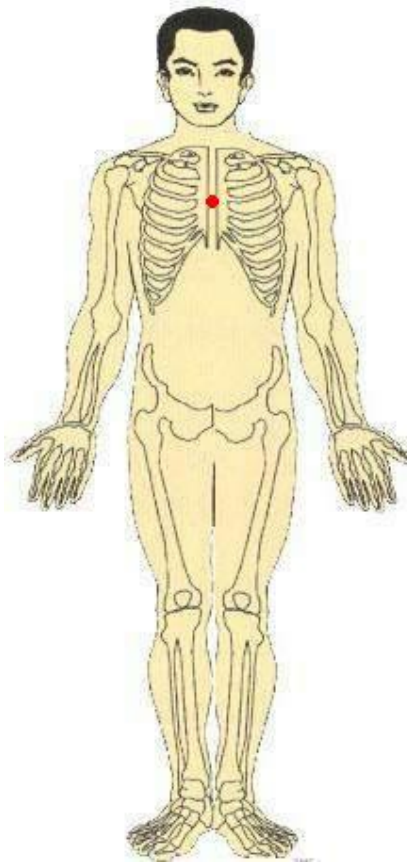
Endometriosis

- **Cv2, Cv4, Sp 8**
- + or - D 10 (T6-T7)
+ or- Cv 16
- + or – Bl20(T11)
- 10 minutes / point/day
- Course -- 7 day
- Need 2 courses



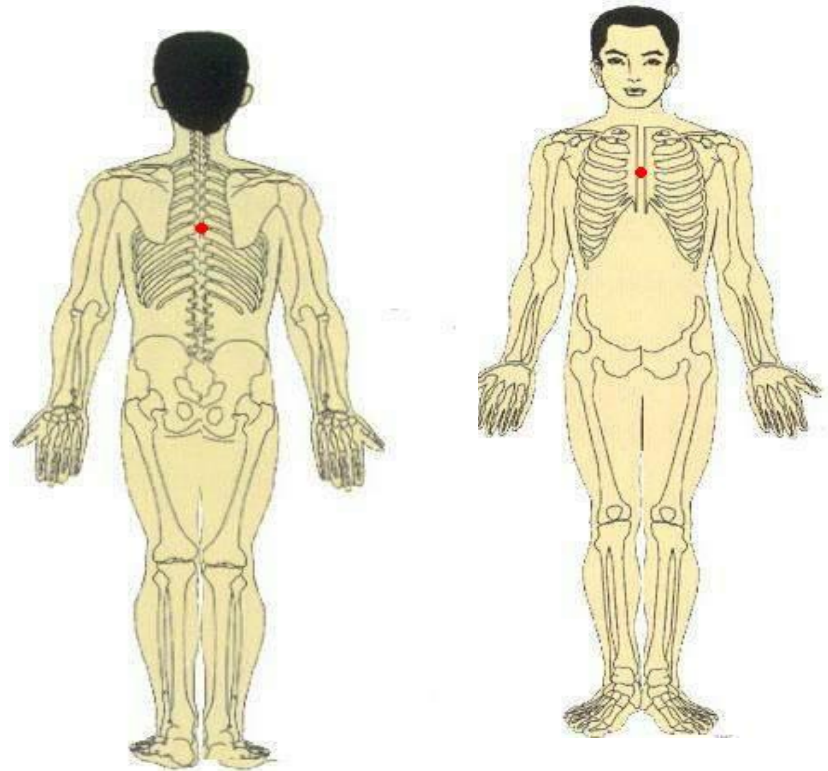
Obesity

- Add
D14(C7)
- D12(T3)
- B1 10(T6-T7)
- B1 21(T12)
- Cv 16



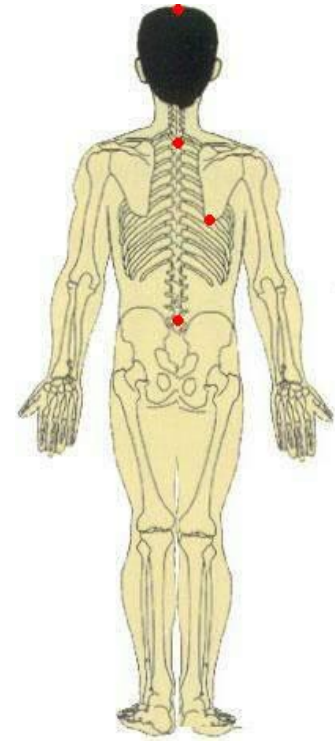
Immunological cause

- Add
D 10 (T6-T7) , Cv 16



Psychological cause

- Add
D20 - D14 (C7)- B1
19(T6) – D3(L4-L5)



Unexplained Infertility

Cv 16

Cv3 or Cv2

St28 or St 30

Si 16 (C3-C4)

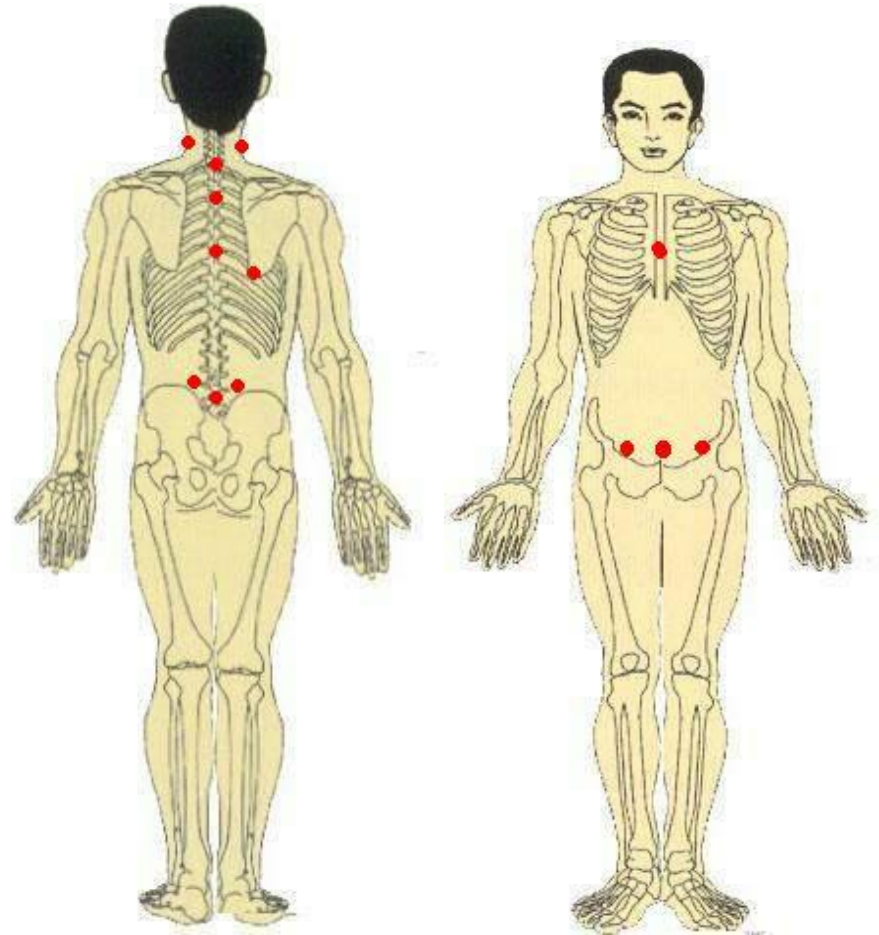
D14 (C7)

B1 19(T6)

D 10 (T6-T7)

B1 25

D3(L4-L5)



In Clinical Practice,

- Cupping physicians typically see about a 30% success rate (depending on age of patient) to treat infertility.
- The treatment course could be anywhere from 3 to 6 months or up to one year,
- depending on severity.
- The outcome can be most rewarding, however. Along with giving birth to a healthy baby,

Observation of the effectiveness of the treatment for each cause of infertility

Cause of infertility	Success rate(%)
Ovulatory factor	48%
Tubal factor	35%
Endometriosis	36%
Unexplained	48%

Observation of the effectiveness and the duration of treatment in cases pregnancy

Duration of the treatment	Percentage (%)
1st cycle	24%
2nd cycle	25%
3rd cycle	22%
4th –9th cycle	29%

The results suggest that, among pregnancy cases, about 70% of the patients became pregnant in the first course (first three months) of the treatment.

Nevertheless, still close to 30% of the patients became pregnant during the second or third course of the treatment.

How can Cupping help improve my success rate with in-vitro fertilization?

1. Regulate the hormones to produce a larger number of follicles
2. Improve the function of the ovaries to produce better quality eggs
3. Relax the patient and decrease stress
4. Increase blood flow to the uterus and increase the thickness of the uterine lining
5. Strengthen the immune system
6. Lessen the side effects of drugs used in IVF
7. Prevent the uterus from contracting
8. Improve semen to create better quality and quantity of embryos
9. Decrease chances of miscarriage

Conditions unlikely to respond to cupping

- complete blockage of the fallopian tubes,
- extremely low sperm count,
- Permanent premature ovarian failure.

In these cases,

IVF or other reproductive techniques are usually suggested

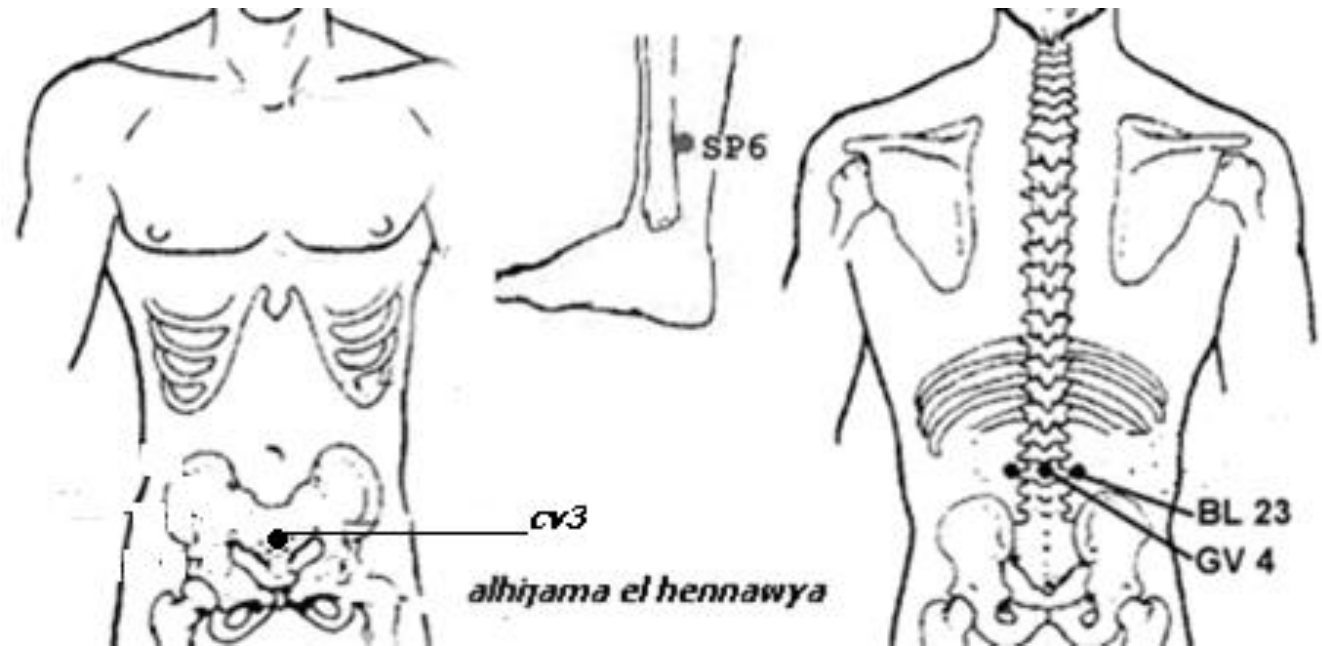
Male Infertility

Spermatogenesis induction

- use C3
+ sp6
Plus Bl 23 and Gv 4

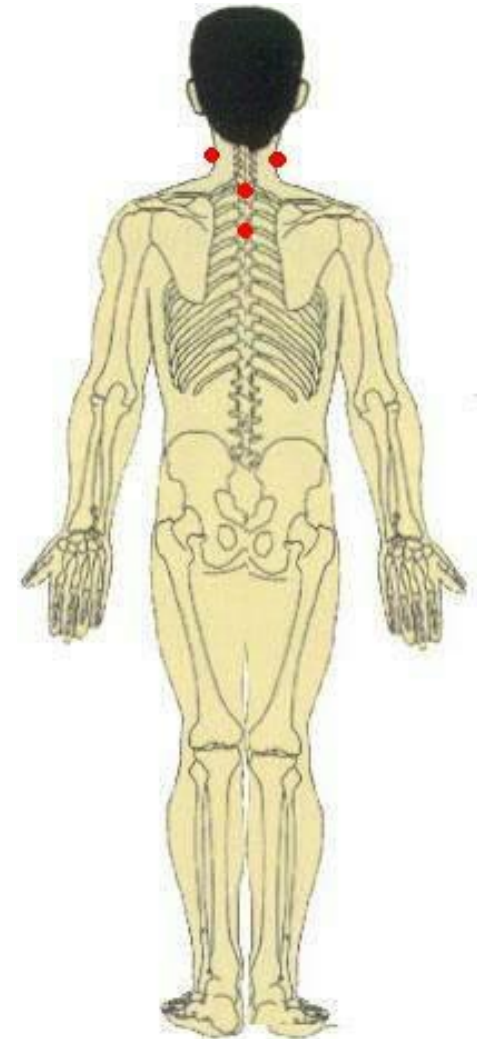
- **With good diet**
- **And calm head**

- **Every 3 day for 3 month**



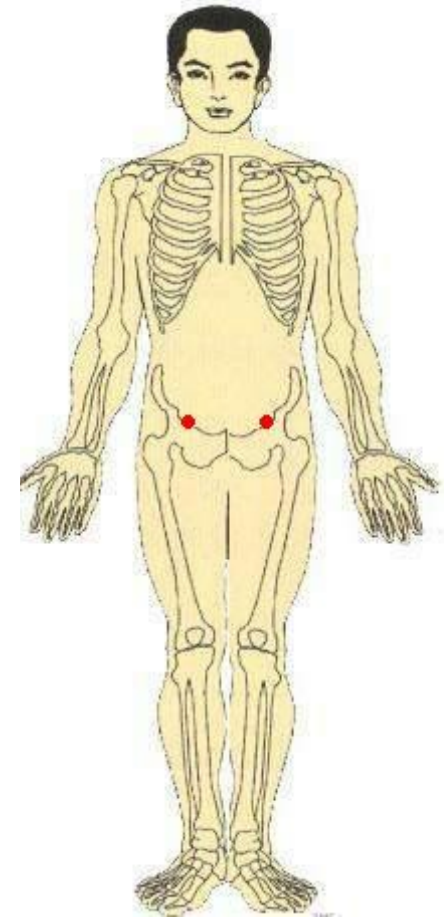
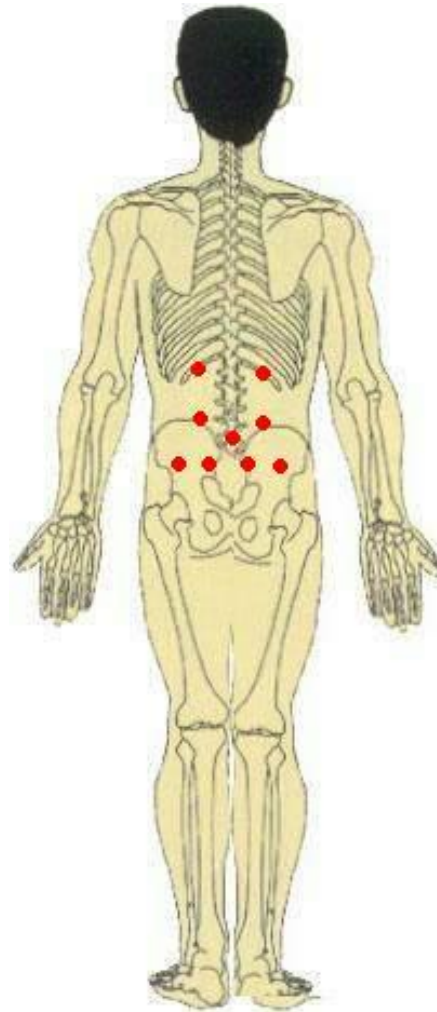
Thyroid Dysfunction

- Add
- Si 16 (C3-C4)
- D14(C7)
- D12(T3)



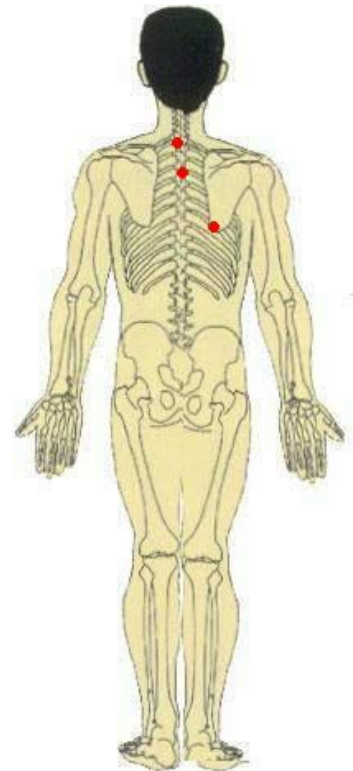
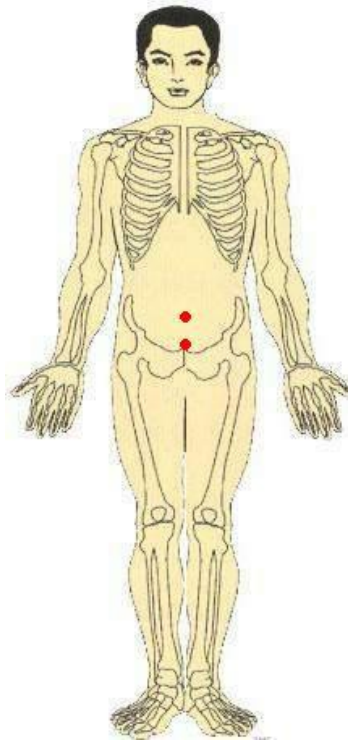
Varicocele

- Add
St30
- B1 21(T12)
- B1 25(L4) –
- D 3(L4-L5)
- (S2)28-29 30-31



Prostate cause

- Add
D14
- D12
- B1 19
- C4
- C2

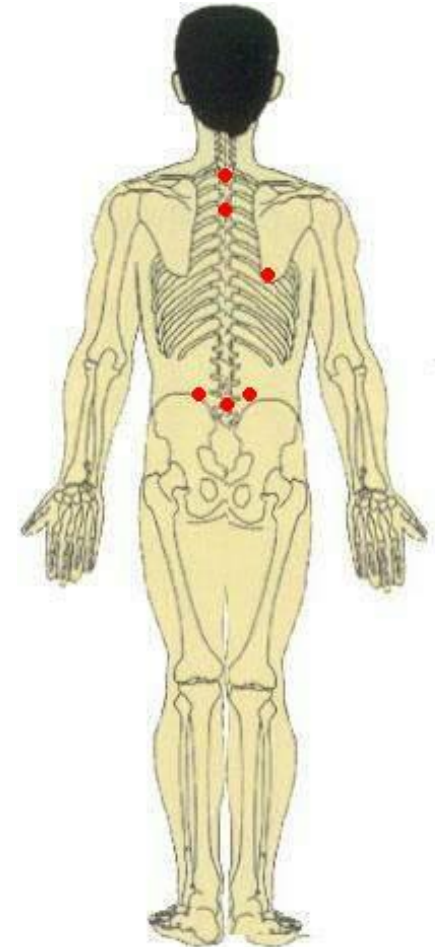
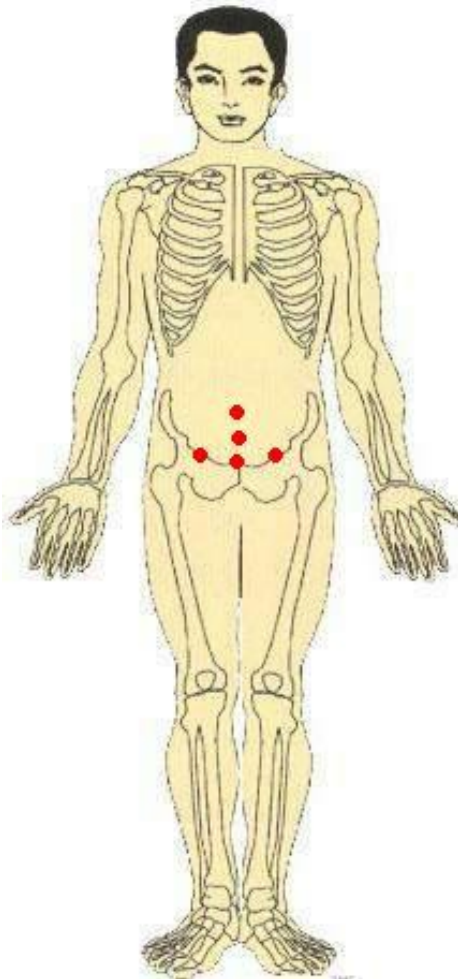


Genital Tract Inflammation

-” “Males with genital tract inflammation exhibited the most remarkable improvement in sperm density...” “It is concluded that cupping may be a useful, nontraumatic treatment for males with very poor sperm density
-“A definite increase in sperm count was detected

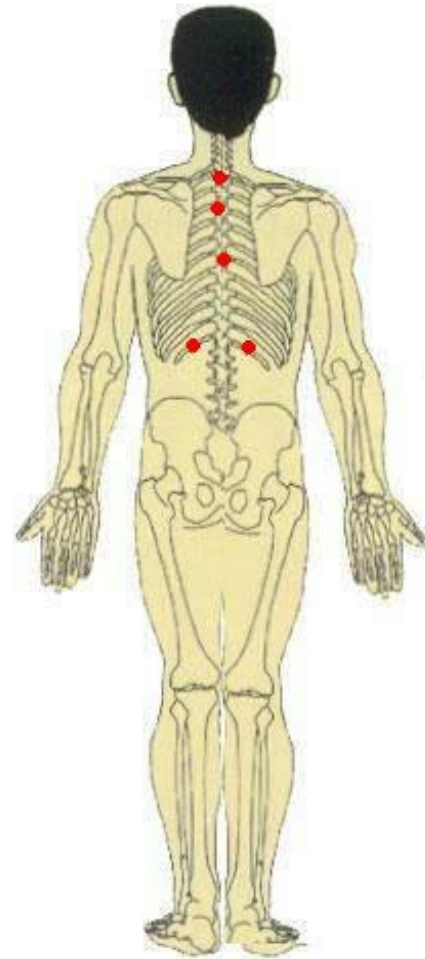
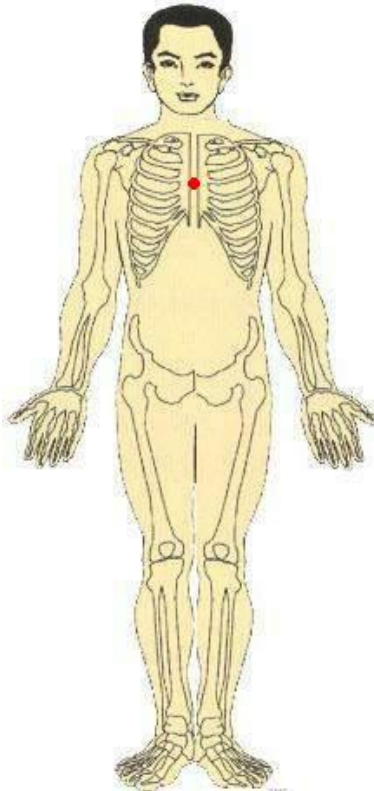
Sexual Weakness

- Add
Cv 4-Cv3- Cv 2
- St 30
- D14(C7-T1)
- D12(T3)
- B1 19(T6)
- B1 25(L4)
- D3(L4-L5)



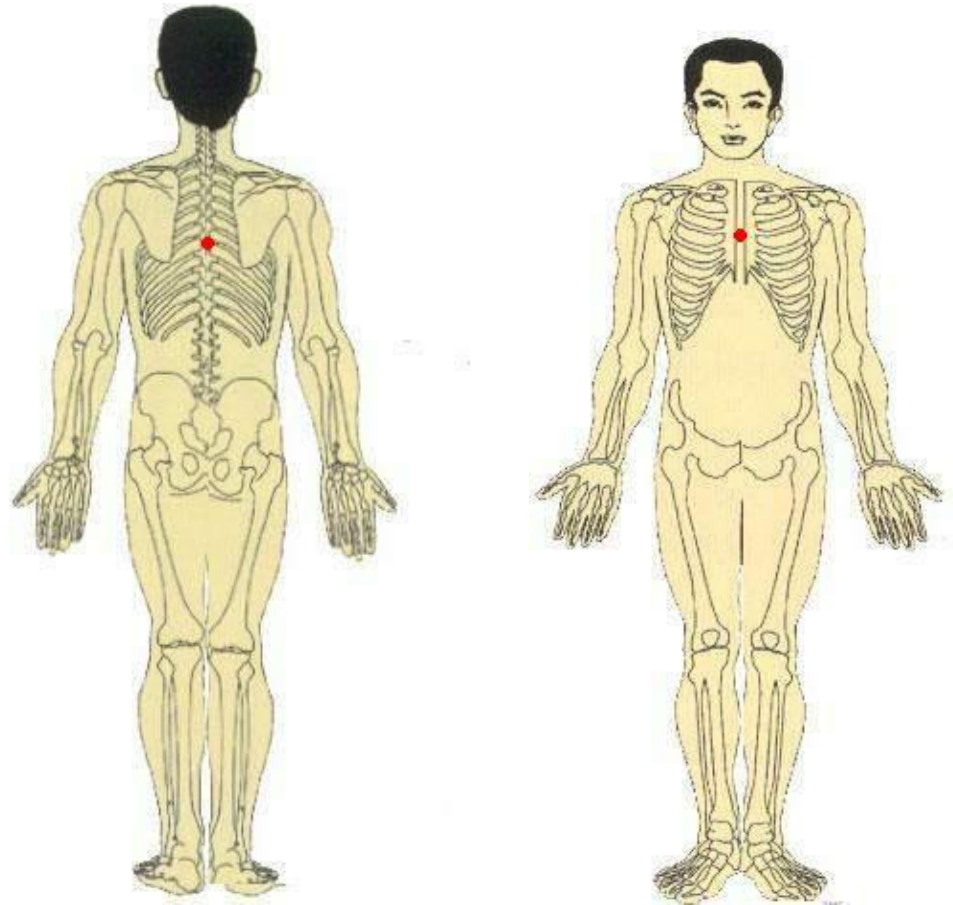
Obesity

- Add
D14(C7)
- D12(T3)
- B1 19(T6)
- B1 219T12)
- Cv 16



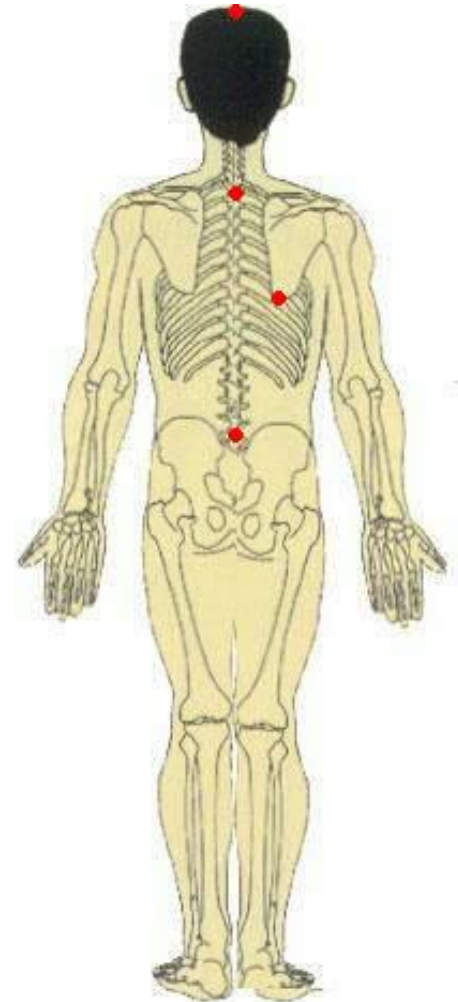
Immunological cause

- Add
D 10 (T6-T7) , Cv 16



Psychological cause

- Add
D20
- D14 (C7)
- B1 19(T6)
- D3(L4-L5)



Unexplained Infertility

Cv 16

Cv3 or Cv2

St28 or St 30

Si 16 (C3-C4)

D14 (C7)

B1 19(T6)

D 10 (T6-T7)

B1 25

D3(L4-L5)

